

NOT WOOD

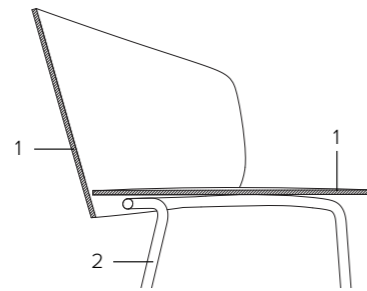
E-ggs



TECHNICAL FEATURES SPECIFICHE TECNICHE

Shell in beech plywood with variable section, finish in ashwood, oakwood, wenge or walnut. 4-legs frame in varnished tubular steel or sled frame in varnished steel rod. Upholstered seat pad option available.

Scocca in multistrato di faggio a sezione variabile, finitura in frassino, rovere, wenge o noce. Telaio a 4 gambe in tubo d'acciaio verniciato. Telaio a slitta in tondino d'acciaio verniciato. Possibilità di rivestire il sedile in tessuto.




- 1 Multilayer wooden shell
Scocca in multistrato di legno
- 2 Steel rod or tube frame
Struttura in tondino o tubo d'acciaio

COLORS AND MATERIALS COLORI E MATERIALI

WOOD / LEGNO

Beech wood shell available in veneered ashwood, oakwood, wenge or walnut

Seduta in multistrati faggio disponibile in finitura impiallacciata frassino, rovere, wenge o noce

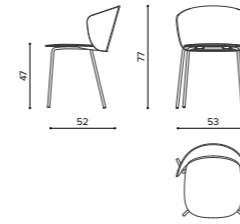


STEEL / ACCIAIO



NT 1004

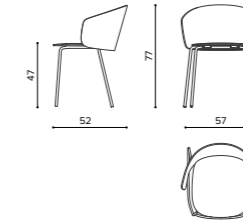
stackable steel 4 legs chair with small backrest
sedia impilabile a 4 gambe in acciaio, schienale piccolo



m 0,7 ⬠ mq 1,2 ✎ mc 0,2

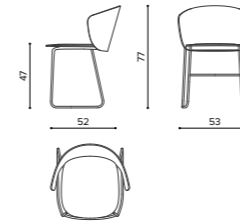
NT 1044

steel 4 legs chair with large backrest
sedia a 4 gambe in acciaio con braccioli



NT 1005

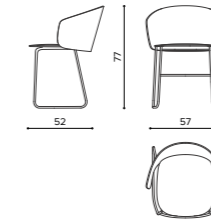
stackable steel sled base chair with small backrest
sedia impilabile a slitta, schienale piccolo



m 0,7 ⬠ mq 1,2 ✎ mc 0,2

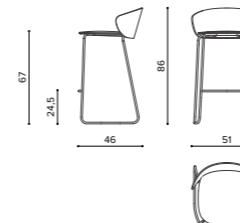
NT 1045

steel sled base chair with large backrest
sedia a slitta con braccioli



NT 6505

stackable stool with steel sled base
sgabello impilabile con base a slitta



m 0,7 ⬠ mq 1,2 ✎ mc 0,2

NT 7505

stackable high stool with steel sled base
sgabello impilabile alto con base a slitta

