



## MATERIALS

Beech hard wood frame structure is supported by 8mm plywood and 4mm mdf panels. Elastic column is used for backrest and seat. Structure is covered by PU block foams with different thickness and densities. Metal and wood leg options

**Upholstery:** Artificial leather, Natural leather, Fabrics

**Arm alternatives:** With arms

**Leg alternatives:** Tubular profile four star metal leg or beech wood legs

**Leg materials:** Shiny chrome, Matt chrome, E.Powder coated metal leg or Beech wood leg with natural, walnut and venge finishings

**NOTE: ROUND armchair comes with pillow...**

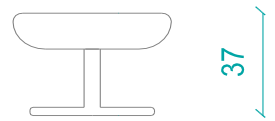
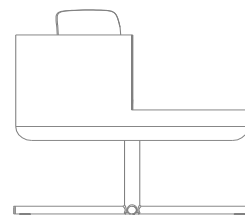
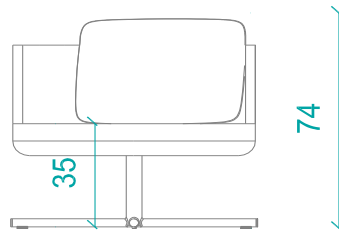
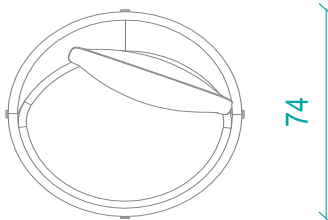
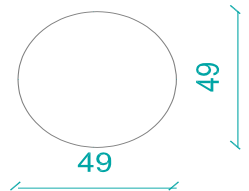
## DIMENSIONS

**Seat height:** 35 cm

**Width:** 74 cm

**Depth:** 74 cm

**Height:** 74 cm



**ISTANBUL Showroom (Head office):** Kağıthane Cad. No:87 Çağlayan 34403 İstanbul /Turkey T: +90 212 220 26 97 F: +90 212 320 12 76 export@bt.design

**ANKARA Showroom:** Prof.Dr.Ahmet Taner Kışlalı Mh.Alaçatı Cd. No:12/4 Çayyolu, Çankaya, Ankara / Turkey T: +90 312 241 00 43 F: +90 312 241 00 53

**Factory:** Çerkeşli OSB Mh.Imes 10.Cad No:18 - 41455 Dilovası / Kocaeli T: +90 262 751 27 09 F: +90 262 751 27 48 info@bt.design