

**MATERIALS**




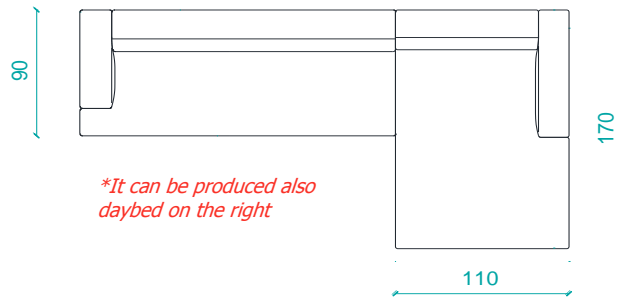
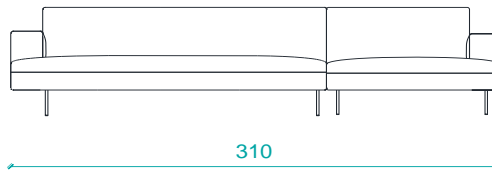
Beech hard wood frame structure is supported by 8mm poplar plywood and 4mm mdf panels. Elastic column is used for seat. 45density hard PU foam is used for arms. 32 density hard PU foam is used on the seating and back part. Silicon fiber sheet is used for covering sofa after foam fixing before fabric upholstery.

Upholstery types: Artificial leather, Natural leather, Fabrics (Backrest part can be produced as quilted or not)

Leg materials: Ø20mm tubular metal profile is used for leg. Plastic glides fixed under the legs.

Leg finishings: Shiny chrome / Electrostatic powder coating colors

Dimensions: Double 190x90x77h / Triple 220x90x77h / L shape sofa 310x170x77h

**L SHAPE SOFA (daybed on the left*)**

**It can be produced also daybed on the right*



ISTANBUL Showroom (Head office): Kağıthane Cad. No:87 Çağlayan 34403 İstanbul /Turkey T: +90 212 220 26 97 F: +90 212 320 12 76 export@bt.design

ANKARA Showroom: Prof.Dr.Ahmet Taner Kışlalı Mh.Alaçatı Cd. No:12/4 Çayyolu, Çankaya, Ankara / Turkey T: +90 312 241 00 43 F: +90 312 241 00 53

Factory:Çerkeşli OSB Mh.Imes 10.Cad No:18 - 41455 Dilovası / Kocaeli T: +90 262 751 27 09 F: +90 262 751 27 48 info@bt.design

www.bt.design